

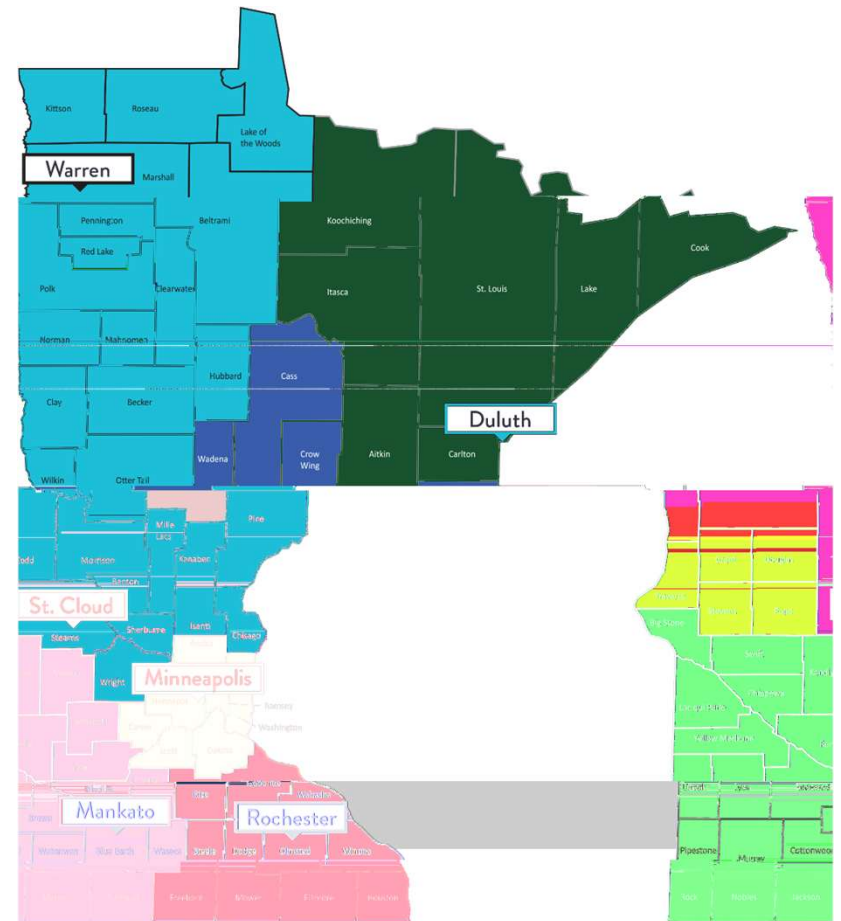


How Minnesota Aging Pathways can help


Melissa Hoeft, Contact Center Manager at DSAAA

Minnesota Aging Pathways contact centers

- Dancing Sky Area Agency on Aging
- Arrowhead Area Agency on Aging
- Central Minnesota Council on Aging
- Trellis
- Minnesota River Area Agency on Aging
- Southeastern Area Agency on Aging



What Minnesota Aging Pathways offers



How we can help



Transportation



Housing



Food



Housecleaning



Support
Programs



Prescription
Drugs



Moving from hospital,
nursing home, assisted
living



Medicare

What we don't do

We can't	Who can help
Enroll people in Medicare Parts A & B	Social Security is the place to start
Enroll people into MSHO	Refer people to the health plan they've chosen
Advise people on spenddowns, spousal impoverishment, estate recovery and liens	Counties can help with spenddowns and an elder law attorney can help with legal issues
Assist with cost-effective insurance premiums for Medical Assistance enrollees	This is something counties can manage
Enroll people into a Medigap plan	A person must contact the insurance company, broker or agent selling the policy

Housing support

- We support and counsel people when they are making decisions to move or remain in their home.
- People can call 800-333-2433 and press option 1 for dedicated support.
- Our goal is to help people before a crisis.



Help for older adults referral

- Anyone can make a referral
 - Individual
 - Provider
 - Caregiver
 - Family and friends



Types of referrals

Help for older adults

Preadmission screening

Level of care redetermination

Help for older adults referral

Helps older adults stay in their home or discharge from a facility

Includes ongoing follow-up

Provides support to family members and caregivers

What is PAS?

Preadmission screening (PAS) is required prior to all admissions to Medical Assistance (MA)-certified:



Skilled
Nursing
Facilities

Boarding
Care Facilities

Hospital
Swing Beds

Why is a PAS needed?

Determines the need for nursing facility care

- Most integrated setting

Connects people with services

- In the nursing facility
- In their return home

Nursing facility payment and survey

Face-to-face assessment needs

Face-to-face assessment from the county before admitting to a SNF

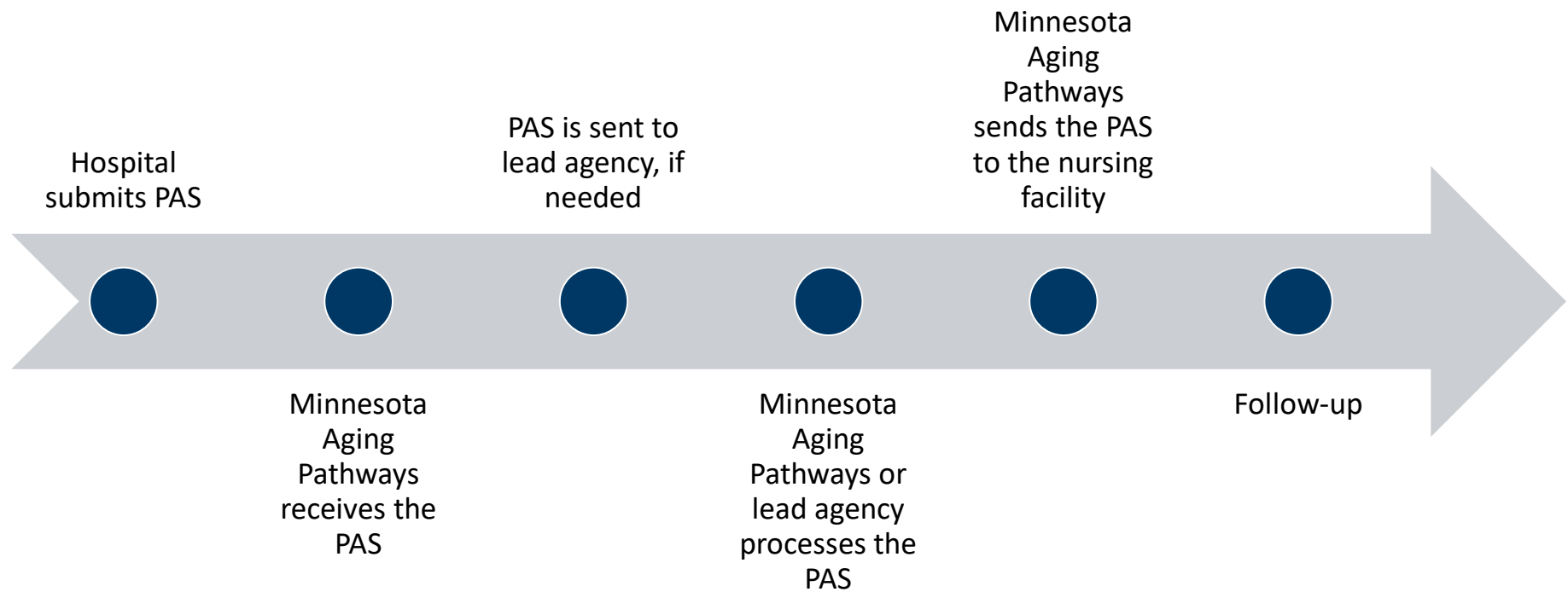
Level of Care Cannot Be Determined

- Based on the Medical Information section
- Under 21

OBRA Level II

- Mental illness
- Developmental disability

Preadmission screening process



Level of Care Redetermination

Nursing facility level of care must be re-established:

On MA

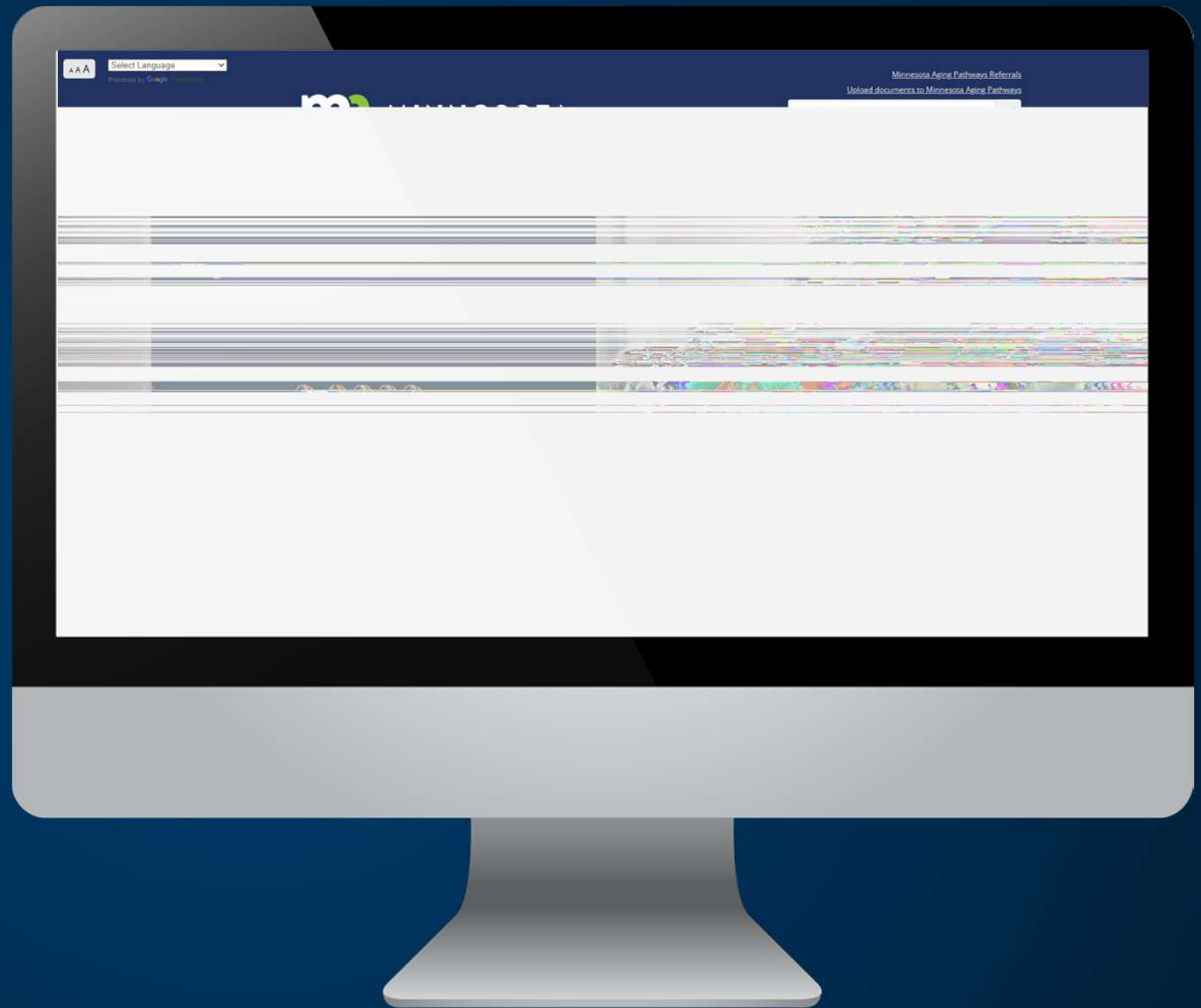
- PA1 or PA2 on the 1st MDS after admission (90 days)

Applying for MA


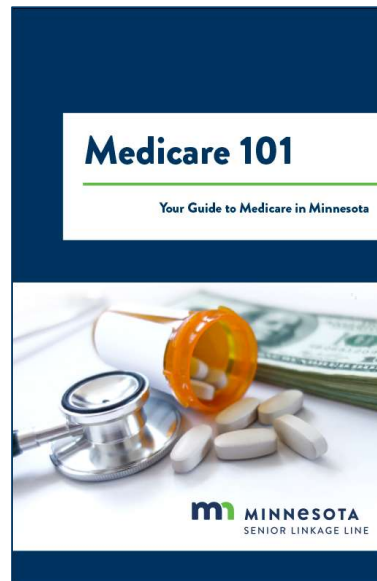
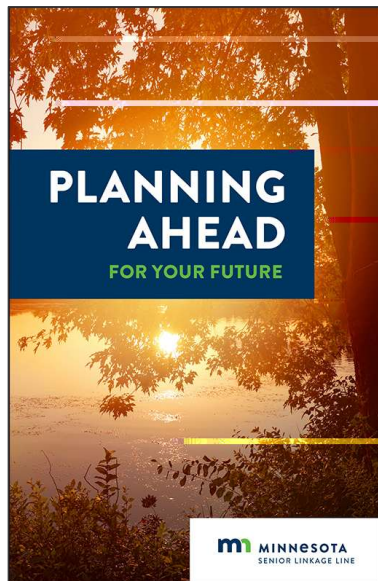
- PA1 or PA2 on the most recent MDS prior to MA

Connect with Minnesota Aging Pathways

- **Website** —
mn.gov/aging-pathways
 - Live chat
 - Learn more about topics and find additional resources any time of day
- **Call** — 800-333-2433



Connect via our print materials



Questions



800-333-2433

We Are Aging